




# Embroidery Stabilizer

## *Getting it right*

Stabilizer is an essential part of any machine embroidery project and is used to support the fabric during the stitching process to stop it from gathering or stretching. Your stabilizer selection will directly affect the end result of your stitch out, so it is vital to get it right.

We recommend trialling your choice of stabilizer and fabric with various stitch densities to see what gives you the best results, but here is an overview of the essentials to get you started.

**Fabric stability, fabric density and stitch density are the most important factors when selecting the right stabilizer.**



The denser the stitch count, the sturdier the stabilizer needs to be




The less stable the fabric the more stability you need in your stabilizer




The heavier the fabric the heavier the stabilizer should be

# 3 most common types of stabilizers



*1. Cut Away*



*2. Tear Away*



*3. Wash Away*



## 1. Cut away

- Most stable stabilizer • Must have for knits, stretchy or thin fabric
- Best for high stitch-count designs • Best for maintaining design detail

*Comes in:*



### *Heavy Weight*

- Will provide the best support for high stitch count designs
- Ideal for sweatshirts



### *Medium Weight*

- Good for low – medium stitch count density
- Good for medium weight fabric • Good for t-shirts and knits



### *Polyester & Nylon Mesh*

- Does not show through • Good for sheer, thin or light color fabrics
- Soft next to skin • Good for children's and babies clothing
- Good for t-shirts and knits



**Tip** leave an extra ¼" when you cut around the design and make sure your scissors are sharp!



## 2. Tear away

- Best for stable fabrics, particularly natural fibers and thick soft fabrics
- Fast, cheap & easy way to remove backing • Good stability

*Comes in:*



### *Heavy Weight*

- Good for high stitch count • Easy to tear away
- Ideal for designs with large open areas • Good for denim



### *Medium Weight*

- Supports medium-high stitch count designs
- Stiff, crisp texture • Good for soft fabrics and cotton shirts



### *Soft Medium Weight*

- Minimal stress on stitches when removed
- Softer feel against skin



### *Light Weight*

- Adds little weight to the fabric • Easy to tear away leaving a clean edge
- Good for lightweight t-shirts and cotton batiste



### Tips

Use two layers for more stability. When tearing off the stabilizer, hold as close to the stitches as possible.

### 3. Wash away

- Essential if you don't want any stabilizer to be seen on the final design
- This stabilizer is perfect for sheer fabrics and stand-alone lace
- Not recommended for high stitch density
- Only works with washable fabrics



*Comes in:*



#### *Wash Away Mesh*

- Most stable wash away stabilizer
- Opaque stabilizer
- Can support a higher stitch count

#### *Wash Away Clear Film*

- Use with stable fabric
- Leaves no trace once laundered
- Perfect for stand-alone lace
- Perfect for sheer, lightweight and fine fabrics
- Good for open weave materials like netting



**Tips** Cut away the excess stabilizer before washing.  
Try using two layers for more stability.

## *What is Topping?*

- Used on the top of fabric to control a raised fuzzy (napped) surface
- Good for velvet, velour, corduroy and suede
- Great for towels

*Comes in:*



### *Light Weight Water Soluble Topping*

- Lightweight clear topping
- Good for napped fabrics such as towels



### *Heavy Weight Water Soluble Topping*

- Heavyweight clear topping • Good for stand-alone lace
- Good for sheer fabrics



### *Tear Away Topping*

- Prevents show-through with contrasting embroidery
- Will **not** wash away • Good for textured fabrics



## *Types of Adhesion*

**Non Fusible** – most stabilizer will come in a non-fusible form so that you can apply your own choice of adhesive

**Adhesive backed** - comes in pressure activated or water activated form, perfect for hard-to-hoop items

**Fusible** – prevents stretching while hooping

**Fusible and adhesive** – fusible on one side and adhesive on the other, perfect for applique designs

Hatch is the software of choice for creating or editing embroidery designs. Get world-class lettering, manual or auto-digitizing, monogramming, appliqué and so much more in one incredibly powerful package. Whether you are new to machine embroidery or an experienced user, choose the level that has all the creative tools and features you need, and all with professional quality results.



[wilcom.com/hatch](http://wilcom.com/hatch)

